



## Vertical Batch Mixer

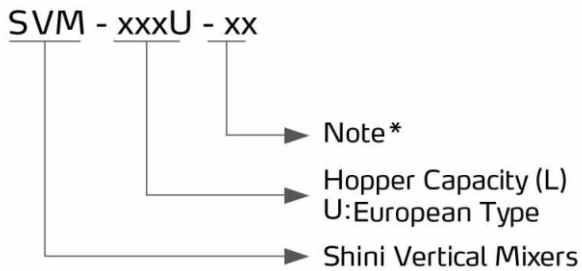
SVM-750U



Refer carefully to this manual before operation.

# SVM-U Series

## ■ Coding Principle



Notes: \*  
CE=CE Conformity

## ■ Features

### Standard configuration

- Vertically mounted blending screw and cylinder ensure even mixing of materials.
- Removable top assembly (lid, motor, and control box) for easy cleaning.
- Function of feeding plus mixing simultaneously can save time significantly.
- 0~300 hours auto-stop function.
- Equipped with main power switch and safety interlock protective device to ensure operator's safety and no damage to the machine.

### Accessory option


- Rotary material level sensor is optional, which is used to control material level of mixer.

## ■ Application

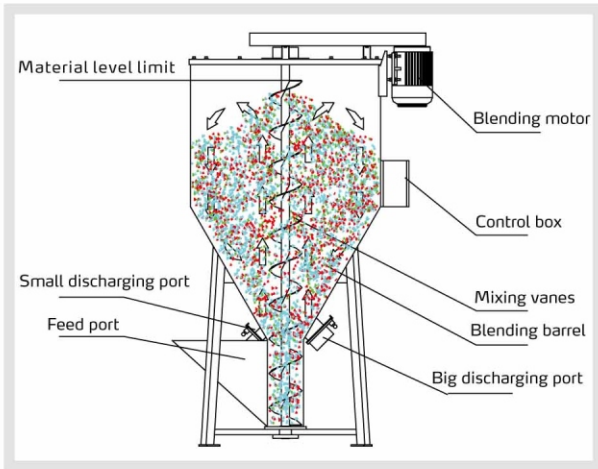
SVM-U is mainly used for mixing plastics as raw materials, masterbatch and recycled materials. SVM-U can not be used dealing with plastic powder and all kinds of foods, chemicals, and inflammable, explosive and volatile materials. Bulk density should be taken into account when the dimension of material is uneven or in other forms.

## ■ Working Principle

To achieve the aim of mixing material, screw blades are used to generate vortex. Materials are sucked towards mixing screws at the center of hopper bottom by vortex, then materials whirl upward to the top and fall down so that the evenly mixing can be fulfilled in a short period.

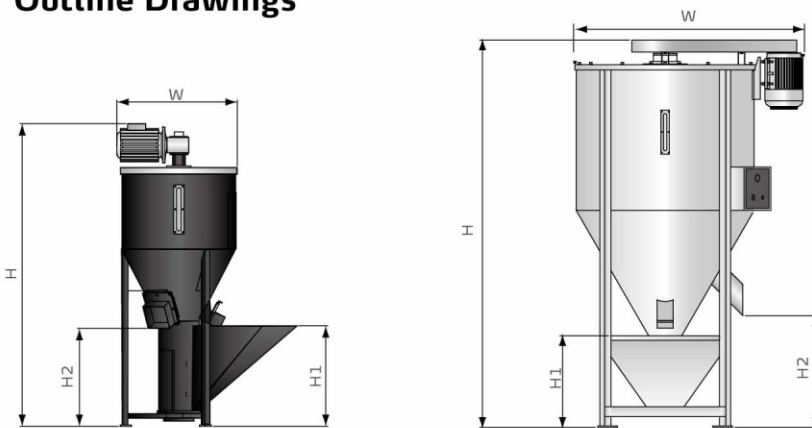


Control Panel



Signals from the control cabinet is sent to blending motor which drives the blending screw to start material blending. Then material are conveyed along the cylinder up to the top is evenly spread in the blending barrel. This process mixes material evenly in a short time and saves energy. After blending, pull open the shut-off plate to discharge the material.

## Outline Drawings



SVM-1000U and Models Above

## Specifications

Motor Power (kW) (50/60Hz)	SVM-160U	SVM-300U	SVM-1000U	SVM-2000U	SVM-3000U	SVM-4000U	SVM-6000U	SVM-10000U
Motor Power (kW) (50/60Hz)	0.75	1.1	4	5.5	5.5	5.5	7.5	11
Max. Throughput (kg/hr)	400	800	2600	3900	5800	7800	9750	13000
Blending Barrel* (L)	160	300	1000	2000	3000	4000	6000	10000
Dimensions								
H (mm)	1620	1700	2600	2850	3200	3200	3800	4300
H1 (mm)	553	583	710	720	770	770	710	780
H2 (mm)	557	528	650	650	650	650	650	650
W (mm)	955	1050	1200	1550	1680	1880	2050	2350
Weight (kg)	150	200	455	750	890	1000	1270	1700

Notes: 1) Max. noise level is 70dB (A).

2) Max. mixing capacity is tested based on continuous processing material of 0.65kg/L in bulk density and 2~3mm in size.

3) Power 3 $\Phi$ , 230 / 400 / 460 / 575VAC, 50 / 60Hz.

We reserve the right to change specifications without prior notice.

## Shini Group

Addr: No. 23, Minhe St., Shulin Dist.,  
New Taipei, Taiwan

Tel: +886 2 2680 9119

Fax: +886 2 2680 9229

Email: [shini@shini.com](mailto:shini@shini.com)

### Factories:

- Taiwan
- Dongguan
- Pinghu
- Ningbo
- Mumbai

2013-09-15-04 Copyrights Reserved.

[www.shini.com](http://www.shini.com)